



BONSAI





BOSCO COLLECTIONS

WOOD IS KNOWN FOR ITS ENIGMA AND TIMELESS VISUAL APPEAL IN INTERIOR DESIGN. DESIGNERS AND HOME OWNERS ARE DRAWN TO WOOD BECAUSE OF ITS NATURAL BEAUTY AND DESIGN VERSATILITY.

WIFI INTRODUCES BOSCO, A LUXURIOUS COLLECTION OF PORCELAIN TILE DESIGNS INSPIRED BY WOOD. BEAUTIFUL AND UNDENIABLY ELEGANT, THESE WOOD LOOK TILES OFFER A PALETTE OF NATURAL COLOURS AND UNIQUE GRAIN PATTERNS – THEY’RE EXCEPTIONAL FOR EVOKING CLASSIC MASCULINITY OR HIGH GLAMOUR. BOSCO BRING THE BEST OF THE DURABILITY OF PORCELAIN TILE AND THE INVITING SPLENDOUR OF WOOD.

BY WIFI CERAMICHE



WOOD TILES ALLOW YOU TO GO ECO-FRIENDLY WITH EXQUISITE BEAUTY AND ELEGANCE OF REAL TIMBER WOOD MINUS THE EXORBITANT MAINTENANCE COST IN THE LONG RUN IN ADDITION TO REDUCING THE CARBON FOOTPRINT FOR THE ENVIRONMENT.

BONSAI BLURS THE LINES BETWEEN AESTHETIC AND NATURE - WITH ANCIENT HORTICULTURAL TECHNIQUE THAT DISRUPTS & MANOEUVRES NATURAL GROWTH ELEGANTLY. DEEPLY ROOTED IN WABI-SABI PHILOSOPHICAL PRINCIPLE THAT CELEBRATES THE IDEA OF BEAUTY IN IMPERFECTION AND TRANSIENCE, BONSAI ARTISTRY HAS SINCE BEEN THE EPITOME OF NURTURED WISDOM.

BY WIFI CERAMICHE

ASH
BNS212001

- 15 RANDOMNESS
- MATT SURFACE
- 20cm x 120cm



CINDER
BNS212005

- 15 RANDOMNESS
- MATT SURFACE
- 20cm x 120cm



NERO
BNS212006

- 15 RANDOMNESS
- MATT SURFACE
- 20cm x 120cm



BEIGE
BNS212007

- 15 RANDOMNESS
- MATT SURFACE
- 20cm x 120cm



OCHER
BNS212003

- 15 RANDOMNESS
- MATT SURFACE
- 20cm x 120cm



COCOA
BNS212008

- 15 RANDOMNESS
- MATT SURFACE
- 20cm x 120cm





ASH
BNS212001
■ 15 RANDOMNESS
■ MATT SURFACE
■ 20cm x 120cm

Serene Ash allows you the flexibility to go bold with design elements while maintaining overall calming composure - elegantly in balance. Its light and refreshing tone keeps the entire space warm and inviting.







CINDER
BNS212005

- 15 RANDOMNESS
- MATT SURFACE
- 20cm x 120cm

Go for snazzy Cinder tone for an understated luxurious and urbane appeal.
Introduce some playfulness with contrasting décor elements.
It's definitely won't go over the top.







NERO
BNS212006

- 15 RANDOMNESS
- MATT SURFACE
- 20cm x 120cm

Make a statement with sable hues of Nero. Sleek and refined, Nero embraces the elementary rules of aesthetics. Relish the space with contrasting or complementary décor pieces to complete the look. Either way is perfectly fine.







BEIGE
BNS212007

- 15 RANDOMNESS
- MATT SURFACE
- 20cm x 120cm

Calming and stimulative are best to describe this stunning shade of Beige.
Pair up with eclectic ensemble or opt for a more rustic interior fittings -
Beige's soft and natural shade surely completes the look.







OCHER
BNS212003

- 15 RANDOMNESS
- MATT SURFACE
- 20cm x 120cm

Inject extra layers of tranquillity with Ocher by bringing in the natural warmth of wood tone into your space. It softens the impact of bold furniture pieces with its soothing yet brilliant shade.







COCOA
BNS212008

- 15 RANDOMNESS
- MATT SURFACE
- 20cm x 120cm

With a penchant for opulence and bold, one might find Cocoa their spirit colour for the soul. Cocoa's bold appeal echoes your strong desire for all things posh and upscale.





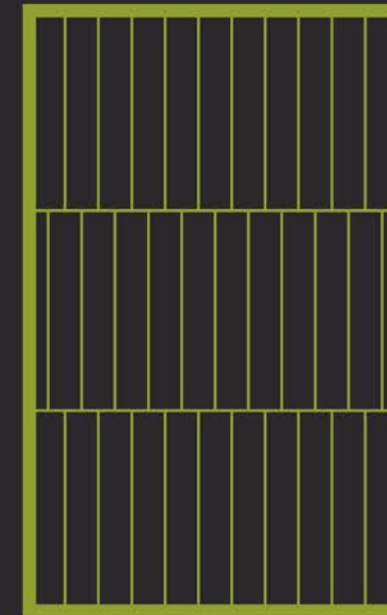

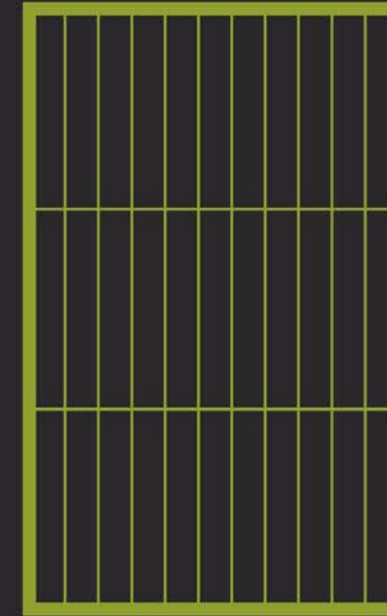


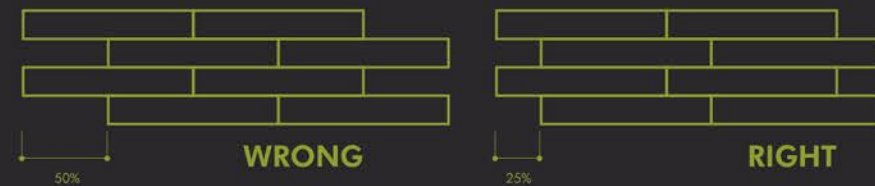
**BOSCO
BONSAI**
COCOA BNS212008 ■ 15 RANDOMNESS ■ MATT SURFACE ■ 20cm x 120cm



**BOSCO
BONSAI**
COCOA BNS212008 ■ 15 RANDOMNESS ■ MATT SURFACE ■ 20cm x 120cm

INSTALLATION TIPS

- 01 Inspect all product prior to installation for any visible defects or unacceptable colour/ shade variation. Claims are not accepted after installation.
- 02 Lay the tiles according to the direction indicated on the bottom of the billet.
- 03 Soak the tiles before laying.
- 04 A1/4'' square-notched trowel is suggested for applying the thin set.
- 05 Before grouting, allow the mortar base to dry for 24-48 hours
- 06 The tiles can be cleaned with clear water and /or a neutral liquid cleaner. Apply the cleaning solution to the properly installed tile using a cloth mop or non-abrasive towel. Follow the application with a clear water rinse and wipe dry to prevent film formation.
- 07 Sealing the tile is not recommended, and acid cleaning the tile may result in substantial harm to the product; therefore if either of these applications are performed it will specifically void the warranty.
- 08 **INSTALLATION OF RECTANGULAR TILES:**
Staggered space should be kept within 10cm-15cm (For 10cm x 60cm, 15cmx60cm,20cmx 60cm,30cmx60cm,and 47cmx120cm rectangular tiles) to compensate for the warpage of rectangular tiles. It is important to keep 2-3mm gap.



TECHINICAL SPECIFICATIONS

DESCRIPTION	STANDARD TEST	ISO STANDARD REQUIREMENT	WIFI
Length	EN ISO 10545-2	±0.6%	±0.5%
Width	EN ISO 10545-2	±0.6%	±0.5%
Thickness	EN ISO 10545-2	±5%	10.2mm±3%
Straightness of Side	EN ISO 10545-2	±0.5%	±0.4%
Rectangularity	EN ISO 10545-2	±0.5%	±0.4%
Surface Flatness: Centre Curvature	EN ISO 10545-2	±0.5%	±0.4%
Surface Flatness: Edge Curvature	EN ISO 10545-2	±0.5%	±0.4%
Surface Flatness: Warpage	EN ISO 10545-2	±0.5%	±0.4%
Surface Quality	EN ISO 10545-2	Minimum 95%	Minimum 97%
Water Absorption	EN ISO 10545-3	<0.5%	<0.5%
Breaking Strength, in N	EN ISO 10545-4	≥800	1580
Modulus of Rupture, in N.mm ²	EN ISO 10545-4	Minimum 18	26
Abrasion Resistance (PEI)	EN ISO 10545-7	-	Class 3
Thermal Shock Resistance	EN ISO 10545-9	Pass	Pass
Chemical Properties: Resistance to Stain	EN ISO 10545-14	Minimum Class 3	Minimum Class 3
Resistance to Chemicals	EN ISO 10545-13	Minimum Class B	Minimum Class B

Each different tiles series is produced to meet different performance requirements. For specific product technical performance, please request from **WIFI** sales team or their agent or distributor.

Colour Variations: Since the colour reproduction in this printed piece will vary from the actual tile colours, final selection should be made from tile samples. Colour, shade and glaze variations may exist due to the inherent characteristics of porcelain tile.

WIFI CERAMICS

No. 13-17, Building A16,
International Ceramics and Sanitary Ware City,
Jihua West Road, Nanzhuang Town,
Chancheng District, Foshan City
Guangdong Province, China.

+86-757-8252 5001

info@wificeramics.com

www.wificeramics.com