



COLORADO





BOSCO

WOOD:

the hard fibrous substance consisting of xylem tissue that occurs beneath the bark in trees, shrubs, and similar plants



BOSCO
COLLECTIONS

WOOD IS KNOWN FOR ITS ENIGMA AND TIMELESS VISUAL APPEAL IN INTERIOR DESIGN. DESIGNERS AND HOME OWNERS ARE DRAWN TO WOOD BECAUSE OF ITS NATURAL BEAUTY AND DESIGN VERSATILITY.

WIFI INTRODUCES BOSCO, A LUXURIOUS COLLECTION OF PORCELAIN TILE DESIGNS INSPIRED BY WOOD. BEAUTIFUL AND UNDENIABLY ELEGANT, THESE WOOD LOOK TILES OFFER A PALETTE OF NATURAL COLOURS AND UNIQUE GRAIN PATTERNS – THEY’RE EXCEPTIONAL FOR EVOKING CLASSIC MASCULINITY OR HIGH GLAMOUR. BOSCO BRING THE BEST OF THE DURABILITY OF PORCELAIN TILE AND THE INVITING SPLENDOUR OF WOOD.

BY WIFI CERAMICHE



COLORADO

MODERN AND STYLISH, WOOD LOOK TILES ARE AN ADVANCEMENT THAT ALLOWS AFFORDABLE AND DURABLE PORCELAIN TILES TO APPEAR EXACTLY LIKE NATURAL WOOD TO THE NAKED EYE. WOOD LOOK TILES ARE NOW BEING USED THROUGHOUT THE HOUSE, ALLOWING FOR A CONTINUAL OPEN CONCEPT.

COLORADO PRESENTS THE CLASSIC APPEAL OF WOOD WITH THE DURABILITY OF PORCELAIN TILE. WITH A REALISTIC DESIGN OF LINEAR GRAINS AND ORGANIC NUANCES, COLORADO CAPTURES A CLEAN, SIMPLE LOOK IN ALL OF ITS FOUR COLOURS – SUITABLE FOR A MYRIAD OF DÉCOR STYLINGS.

BY WIFI CERAMICHE

IVORY
CAD911
■ 24 RANDOMNESS
■ MATT SURFACE
■ 15cm x 90cm



GREIGE
CAD912
■ 24 RANDOMNESS
■ MATT SURFACE
■ 15cm x 90cm



ASH
CAD913
■ 24 RANDOMNESS
■ MATT SURFACE
■ 15cm x 90cm



BROWN
CAD914
■ 24 RANDOMNESS
■ MATT SURFACE
■ 15cm x 90cm



WENGUE
CAD915
■ 24 RANDOMNESS
■ MATT SURFACE
■ 15cm x 90cm





BOSCO

COLORADO



IVORY
CAD911

■ 24 RANDOMNESS
■ MATT SURFACE
■ 15cm x 90cm



IVORY DECO
CAD911H

■ 6 RANDOMNESS PACKED TOGETHER
■ MATT SURFACE
■ 15cm x 90cm



Calming yet very modern, Ivory reimagines neutral home styling.
This barely-there colour combines the simple chic of icy grey and
the vivacity of classic white.







BOSCO

COLORADO



GREIGE
CAD912

■ 24 RANDOMNESS
■ MATT SURFACE
■ 15cm x 90cm



GREIGE DECO
CAD912H

■ 6 RANDOMNESS PACKED TOGETHER
■ MATT SURFACE
■ 15cm x 90cm



Greige is a casual and calm colour that immediately makes you feel more at peace.
It crosses multiple design styles and pairs well with other subdued hues to create
harmony within your space.







BOSCO

COLORADO



ASH
CAD913

■ 24 RANDOMNESS
■ MATT SURFACE
■ 15cm x 90cm



ASH DECO
CAD913H

■ 6 RANDOMNESS PACKED TOGETHER
■ MATT SURFACE
■ 15cm x 90cm



Ash is a bold colour that evokes a sense of strength, power and sophistication,
all balanced with subtle streaks of pale grey – comforting enough to offer a welcoming
escape after a tiring day.







BOSCO

COLORADO



BROWN
CAD914

■ 24 RANDOMNESS
■ MATT SURFACE
■ 15cm x 90cm



BROWN DECO
CAD914H

■ 6 RANDOMNESS PACKED TOGETHER
■ MATT SURFACE
■ 15cm x 90cm



Brown is an elegant, thoughtful shade that adds energy and depth to any room. With its highly-saturated look and summer undertones, Brown goes perfectly with a range of creams and pastels.







BOSCO

COLORADO



WENGUE
CAD915

■ 24 RANDOMNESS
■ MATT SURFACE
■ 15cm x 90cm



WENGUE DECO
CAD915H

■ 6 RANDOMNESS PACKED TOGETHER
■ MATT SURFACE
■ 15cm x 90cm



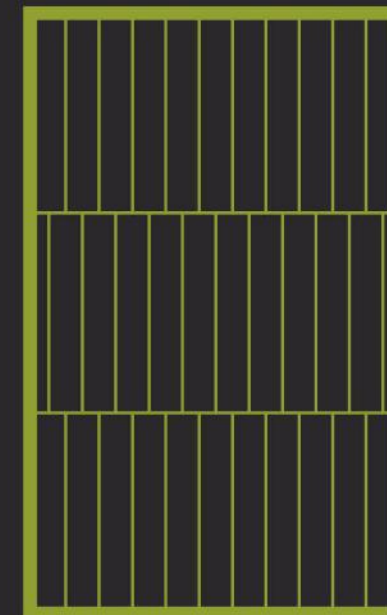

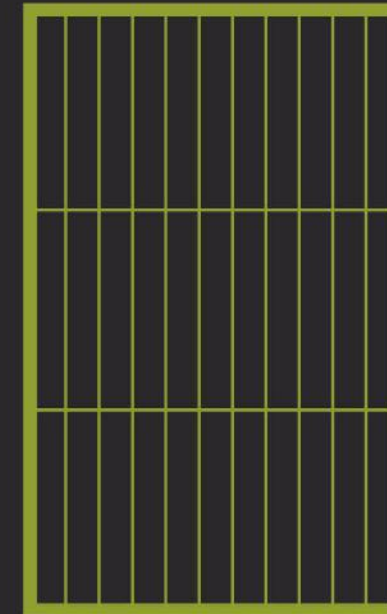

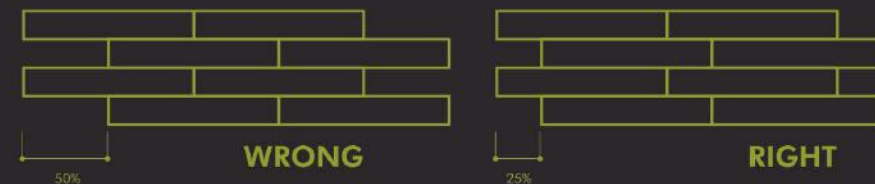
Wengue is a bold colour that evokes a sense of strength, power and sophistication, all balanced with subtle streaks of pale grey – comforting enough to offer a welcoming escape after a tiring day.





INSTALLATION TIPS

- 01 Inspect all product prior to installation for any visible defects or unacceptable colour/ shade variation. Claims are not accepted after installation.
- 02 Lay the tiles according to the direction indicated on the bottom of the billet.
- 03 Soak the tiles before laying.
- 04 A 1/4" square-notched trowel is suggested for applying the thin set.
- 05 Before grouting, allow the mortar base to dry for 24-48 hours
- 06 The tiles can be cleaned with clear water and /or a neutral liquid cleaner. Apply the cleaning solution to the properly installed tile using a cloth mop or non-abrasive towel. Follow the application with a clear water rinse and wipe dry to prevent film formation.
- 07 Sealing the tile is not recommended, and acid cleaning the tile may result in substantial harm to the product; therefore if either of these applications are performed it will specifically void the warranty.
- 08 **INSTALLATION OF RECTANGULAR TILES:**
Staggered space should be kept within 10cm-15cm (For 10cm x 60cm, 15cmx60cm,20cmx 60cm,30cmx60cm,and 47cmx120cm rectangular tiles) to compensate for the warpage of rectangular tiles. It is important to keep 2-3mm gap.



TECHINICAL SPECIFICATIONS

DESCRIPTION	STANDARD TEST	ISO STANDARD REQUIREMENT	WIFI
Length	EN ISO 10545-2	±0.6%	±0.5%
Width	EN ISO 10545-2	±0.6%	±0.5%
Thickness	EN ISO 10545-2	±5%	10.2mm±3%
Straightness of Side	EN ISO 10545-2	±0.5%	±0.4%
Rectangularity	EN ISO 10545-2	±0.5%	±0.4%
Surface Flatness: Centre Curvature	EN ISO 10545-2	±0.5%	±0.4%
Surface Flatness: Edge Curvature	EN ISO 10545-2	±0.5%	±0.4%
Surface Flatness: Warpage	EN ISO 10545-2	±0.5%	±0.4%
Surface Quality	EN ISO 10545-2	Minimum 95%	Minimum 97%
Water Absorption	EN ISO 10545-3	3% < E ≤6% (BIIa)	3% < E ≤6% (BIIa)
Breaking Strength, in N	EN ISO 10545-4	≥800	1580
Modulus of Rupture, in N.mm ²	EN ISO 10545-4	Minimum 18	26
Abrasion Resistance (PEI)	EN ISO 10545-7	-	Class 3
Thermal Shock Resistance	EN ISO 10545-9	Pass	Pass
Chemical Properties: Resistance to Stain	EN ISO 10545-14	Minimum Class 3	Minimum Class 3
Resistance to Chemicals	EN ISO 10545-13	Minimum Class B	Minimum Class B

Each different tiles series is produced to meet different performance requirements. For specific product technical performance, please request from **WIFI** sales team or their agent or distributor.

Colour Variations: Since the colour reproduction in this printed piece will vary from the actual tile colours, final selection should be made from tile samples. Colour, shade and glaze variations may exist due to the inherent characteristics of porcelain tile.

WIFI CERAMICS

No. 13-17, Building A16,
International Ceramics and Sanitary Ware City,
Jihua West Road, Nanzhuang Town,
Chancheng District, Foshan City
Guangdong Province, China.

+86-757-8252 5001

info@wificeramics.com

www.wificeramics.com