



AMBER

WIFI - CELEBRITY SERIES

WIFI 哇梵

CELEBRITY SERIES

IMAGINE LIVING IN A LUXURIOUS HOME THAT HAS BEAUTIFUL FURNITURE, STUNNING CHANDELIERS, ELEGANT DRAPERIES AND IMMACULATE TILE FINISHES. WHILE THAT IS THE LIFE OF MANY ARISTOCRATS AND WEALTHY PEOPLE AROUND THE WORLD, IT REALLY ISN'T THAT DIFFICULT TO RECREATE THE SAME LAVISHNESS IN YOUR HOME TOO.

WIFI INTRODUCES CELEBRITY, AN EXCLUSIVE GLAZED PORCELAIN TILE SERIES THAT OFFERS OUR MOST CLASSIC AND IN-DEMAND TILE DESIGNS. FROM FINE MARBLE TO STYLISH CONCRETE, YOU CAN NOW HAVE RICH AND FABULOUS TILED SPACES THAT WILL TURN YOUR NEIGHBOURS ABSOLUTELY GREEN WITH ENVY.

CELEBRITY TILES ARE READY TO ENLIVEN FLOORS AND WALLS WITH A WIDE RANGE OF SIZES, SURFACES AND NEUTRAL HUES. PERFECT FOR CREATING STAR-STUDED LOOKS IN COMMERCIAL AND RESIDENTIAL SPACES. NEEDLESS TO SAY, CELEBRITY IS THE DIAMOND AMONG OUR JEWELS; THE BRIGHTEST OF STARS IN THE NIGHT SKY AND THE BEATING HEART OF WIFI.

BY WIFI CERAMICS




AMBER

WIFI - CELEBRITY SERIES

AMBER, A GLAZED PORCELAIN COLLECTION, IS THE PERFECT PICK TO REDIFINE YOUR LIVING SPACES. ITS UNIQUE DESIGN COMBINES THE MODERN BEAUTY OF CONCRETE WITH CALMING URBAN HUES, GIVING YOUR FLOORS THE APPEARANCE OF STRENGTH AND SOPHISTICATION.

WIFI 唯梵



AMBER

WIFI - CELEBRITY SERIES

ASH ● A6011

60x60 / 60x30 / 30x30 ● MATT / GRIP / LAPPATO ● 6 RANDOM FACES



AMBER

WIFI - CELEBRITY SERIES

ASH ● A6011

A MUCH-REVERED COLOUR. ASH BRINGS A LIGHT, SOOTHING FEEL
THAT BECKONS REST AND RELAXATION. IT IS DEFINITELY A LIGHT
NEUTRAL THAT SUITS MOST CLASSIC AND MODERN SPACES.

WIFI CERAMICS



ASH ● A6011


THIS LIVING AREA IS A CONTEMPORARY SHOWCASE OF BEAUTIFUL FURNITURE, NATURAL LIGHTING AND A FLOOR HANDSOMELY TILED WITH ASH.

THE SAME CAN BE SAID FOR THIS CHARMING, SCANDI-INSPIRED DINING ROOM WHICH SHOWS THAT ASH IS TRULY VERSATILE.



WIFI CERAMICS





BEIGE ● A6012

60x60 / 60x30 / 30x30 ● MATT / GRIP / LAPPATO ● 6 RANDOM FACES




AMBER
WIFI - CELEBRITY SERIES

BEIGE ● A6012

LIGHT YET WONDERFULLY EARTHY, BEIGE IS KNOWN FOR ITS
VERSATILITY AND IS INDEED A SOUGHT-AFTER COLOUR THAT
FEELS AS IF IT HAS BEEN AROUND FOREVER.

WIFI CERAMICS



BEIGE ● A6012

BEIGE GIVES A SENSE OF PEACE TO THIS SHOWROOM AND BLENDS IN SEAMLESSLY WITH THE TIMBER FINISHINGS AND MINIMALIST LIGHT FIXTURES.

A FLOOR OF BEIGE PROVIDES AN IDEAL CANVAS FOR POPS OF COLOURS AND RIOTOUS TEXTURES IN THIS ECLECTIC DINING SPACE.



AMBER
WIFI - CELEBRITY SERIES

WIFI CERAMICS





AMBER
WIFI - CELEBRITY SERIES

CINDER ● A6013

60x60 / 60x30 / 30x30 ● MATT / GRIP / LAPPATO ● 6 RANDOM FACES



AMBER
WIFI - CELEBRITY SERIES

CINDER ● A6013

CINDER REMAINS A POPULAR CHOICE WHEN IT COMES
TO URBAN INTERIORS. THIS MOODY YET SOOTHING COLOUR
IS CERTAINLY A CHARMER WHEN PAIRED WITH MODERN
FURNISHINGS.

WIFI CERAMICS



AMBER

WIFI - CELEBRITY SERIES

CINDER ● A6013

60X60 / 60X30 / 30X30 ● MATT / GRIP / LAPPATO ● 6 RANDOM FACES

CINDER ● A6013

THIS COLLECTION OF MID-CENTURY FURNITURE, AN UNFINISHED BRICK-WALL AND VINTAGE ACCESSORIES JUXTAPOSES BEAUTIFULLY WITH CINDER.

A FLOOR DRESSED IN CINDER GROUNDS THIS LIGHT-FILLED STUDY OF CRISP WHITE SHELVES AND VAULTED CEILINGS.



AMBER

WIFI - CELEBRITY SERIES

WIFI CERAMICS





AMBER

WIFI - CELEBRITY SERIES

TAUPE ● A6014

60X60 / 60X30 / 30X30 ● MATT / GRIP / LAPPATO ● 6 RANDOM FACES




AMBER

WIFI - CELEBRITY SERIES

TAUPE ● A6014

A COLOUR THAT REMINDS ONE OF WILD MUSHROOMS AND
RICH SOIL, TAUPE IS AN IDEAL CHOICE TO ENRICH YOUR SPACES.
BE IT RESIDENTIAL OR COMMERCIAL.

WIFI CERAMICS



AMBER
WIFI - CELEBRITY SERIES

Bunkyo

TAUPE ● A6014

60X60 / 60X30 / 30X30 ● MATT / GRIP / LAPPATO ● 6 RANDOM FACES

TAUPE ● A6014

UNDERSTATED ELEGANCE IS ILLUSTRATED HERE IN THIS SLEEK LOBBY WHERE TAUPE IS COMBINED WITH BLACK GRANITE WALLS, TALL WINDOWS AND A TIMBER STAIRCASE.

IN THIS GALLERY, TAUPE PROVIDES A NEUTRAL BASE THAT TIES IN THE WOODEN SEATS WITH THE ARTWORK AND WHITE WALLS.



AMBER
WIFI - CELEBRITY SERIES

WIFI CERAMICS



AMBER
WIFI - CELEBRITY SERIES



AMBER
WIFI - CELEBRITY SERIES

MOCHA ● A6016

60x60 / 60x30 / 30x30 ● MATT / GRIP / LAPPATO ● 6 RANDOM FACES



AMBER
WIFI - CELEBRITY SERIES

MOCHA ● A6016

MOCHA IS DARK AND DELICIOUS – A PERFECT COLOUR TO
TEMPT THE DRAMA IN YOU. SHADOWY BEDROOMS, DRAMATIC
KITCHENS AND DECADENT BATHROOMS ARE ALL POSSIBLE
WITH MOCHA.

WIFI CERAMICS



MOCHA ● A6016

RED DESIGNER STOOLS, PENDANT
BULBS AND BURNT WOOD MAKE A
FLAWLESS TRIFECTA AGAINST A
FLOOR OF MOCHA.

IN THIS BATHROOM, MOCHA FITS
IN LIKE A DREAM. IT PROVIDES A
VISUAL BALANCE TO THE DESIGNER
TUB AND TIMBER ELEMENTS.



AMBER
WIFI - CELEBRITY SERIES

WIFI CERAMICS





AMBER
WIFI - CELEBRITY SERIES

COAL ● A6018

60x60 / 60x30 / 30x30 ● MATT / GRIP / LAPPATO ● 6 RANDOM FACES



AMBER
WIFI - CELEBRITY SERIES

COAL ● A6018

A DARKER, MORE INTENSE HUE THAN THE REST, COAL APPEARS
MASCULINE AND COMMANDING. SPACES FEEL MODERN YET
SOOTHING WHEN TILED IN THIS STUNNING COLOUR.

WIFI CERAMICS



AMBER

WIFI - CELEBRITY SERIES

COAL ● A6018

60x60 / 60x30 / 30x30 ● MATT / GRIP / LAPPATO ● 6 RANDOM FACES

COAL ● A6018

VINTAGE MEETS NEW.

THIS CHARMING VICTORIAN
BUILDING IS IMPECCABLY
FURNISHED WITH MODERN
FURNITURE PIECES ATOP A
FLOOR OF COAL.

AS FOR THIS CONTEMPORARY
FIREPLACE, COAL IN MOSAIC FORM
ADDS AN EXCELLENT DOSE OF
TEXTURE WHILE RETAINING THE
OVERALL MINIMALIST VIBE.



AMBER

WIFI - CELEBRITY SERIES

WIFI CERAMICS






AMBER

WIFI - CELEBRITY SERIES

ASH ● A6011 MATT
● A6011G GRIP
● A6011GB LAPPATO



60x60 / 6 RANDOM FACES
60x30 / 12 RANDOM FACES
30x30 / 24 RANDOM FACES

BEIGE ● A6012 MATT
● A6012G GRIP
● A6012GB LAPPATO



60x60 / 6 RANDOM FACES
60x30 / 12 RANDOM FACES
30x30 / 24 RANDOM FACES

CINDER ● A6013 MATT
● A6013G GRIP
● A6013GB LAPPATO




60x60 / 6 RANDOM FACES
60x30 / 12 RANDOM FACES
30x30 / 24 RANDOM FACES

TAUPE ● A6014 MATT
● A6014G GRIP
● A6014GB LAPPATO



60x60 / 6 RANDOM FACES
60x30 / 12 RANDOM FACES
30x30 / 24 RANDOM FACES

MOCHA ● A6016 MATT
● A6016G GRIP
● A6016GB LAPPATO



60x60 / 6 RANDOM FACES
60x30 / 12 RANDOM FACES
30x30 / 24 RANDOM FACES

COAL ● A6018 MATT
● A6018G GRIP
● A6018GB LAPPATO



60x60 / 6 RANDOM FACES
60x30 / 12 RANDOM FACES
30x30 / 24 RANDOM FACES



AMBER


WIFI - CELEBRITY SERIES



A01-M28 ● 30x30




A01-M48 ● 30x30




A02-M28 ● 30x30




A02-M48 ● 30x30



A03-M28 ● 30x30




A03-M48 ● 30x30




A04-M28 ● 30x30




A04-M48 ● 30x30



A06-M28 ● 30x30



A06-M48 ● 30x30




A08-M28 ● 30x30



A08-M48 ● 30x30



A103-28MX ● 30x30



A108-28MX ● 30x30




A204-28MX ● 30x30



A406-28MX ● 30x30

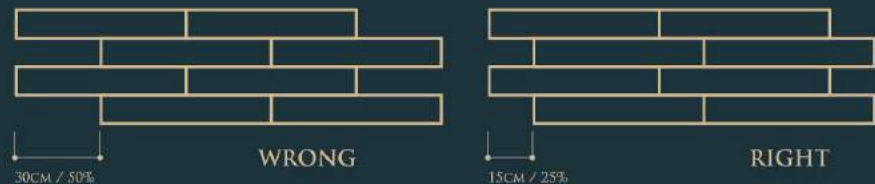


A3HP 60x60



INSTALLATION TIPS

- 01 INSPECT ALL PRODUCT PRIOR TO INSTALLATION FOR ANY VISIBLE DEFECTS OR UNACCEPTABLE COLOUR/SHADE VARIATION. CLAIMS ARE NOT ACCEPTED AFTER INSTALLATION.
- 02 A 1/4" SQUARE-NOTCHED TROWEL IS SUGGESTED FOR APPLYING THE THIN-SET.
- 03 BEFORE GROUTING, ALLOW THE MORTAR BASE TO DRY FOR 24 TO 48 HOURS.
- 04 THE TILES CAN BE CLEANED WITH CLEAR WATER AND/OR A NEUTRAL LIQUID CLEANER. APPLY THE CLEANING SOLUTION TO THE PROPERLY INSTALLED TILE USING A CLOTH MOP OR NON-ABRASIVE TOWEL. FOLLOW THE APPLICATION WITH A CLEAR WATER RINSE AND WIPE DRY TO PREVENT FILM FORMATION.
- 05 SEALING THE TILE IS NOT RECOMMENDED, AND ACID CLEANING THE TILE MAY RESULT IN SUBSTANTIAL HARM TO THE PRODUCT; THEREFORE IF EITHER OF THESE APPLICATIONS ARE PERFORMED IT WILL SPECIFICALLY VOID THE WARRANTY.
- 06 INSTALLATION OF RECTANGULAR TILES:
STAGGERED SPACE SHOULD BE KEPT WITHIN 10CM TO 15CM
(FOR 10CM X 60CM, 15CM X 60CM, 20CM X60CM, 30CM X 60CM, AND 47CM X120CM RECTANGULAR TILES)
TO COMPENSATE FOR THE WARPAGE OF RECTANGULAR TILES.



TECHINICAL SPECIFICATIONS

DESCRIPTION	STANDARD TEST	MEASUREMENT UNIT	ISO STANDARD REQUIREMENT	WIFI
Length & Width	ISO 10545 - 2	mm	± 0.5% Max	± 0.5% Max
Thickness	ISO 10545 - 2	mm	± 5.0% Max	± 5.0% Max
Sides Straightness	ISO 10545 - 2	mm	± 0.5% Max	± 0.5% Max
Rectangularity	ISO 10545 - 2	mm	± 0.6% Max	± 0.6% Max
Flatness: a) Centre Curvature b) Edge Curvature c) Warpage	ISO 10545 - 2 ISO 10545 - 2 ISO 10545 - 2	mm mm mm	± 0.5% Max ± 0.5% Max ± 0.5% Max	± 0.5% Max ± 0.5% Max ± 0.5% Max
Surface Quality	ISO 10545 - 2	One major area of tiles	≥ 95% free from visible defect	≥ 95% free from visible defect
Water Absorption	ISO 10545 - 3	Mass	≤ 0.5%	≤ 0.5%
Modulus of Rupture	ISO 10545 - 4	N/mm2	≥ 35N/mm2	≥ 35N/mm2
Deep Abrasion	ISO 10545 - 6	mm3	≤ 175 mm3	≤ 175 mm3
Surface Abrasion PEI ASTM C1027	ISO 10545 - 7	Visual Check	Manuf. to state Abrasion Class, Cycle Passed	Manuf. to state Abrasion Class, Cycle Passed
Crazing Test	ISO 10545 - 11	Visual Check	Not Applicable for porcelain tiles	Not Applicable for porcelain tiles
Frost Resistance	ISO 10545 - 12	Visual Check	Required	Required
Chemical Resistance (Low Cons.)	ISO 10545 - 13	Visual Check	Manuf. to state	Manuf. to state
Chemical Resistance (Household/Swimming Pool)	ISO 10545 - 13	Visual Check	Max Visible Change On Out Side	Max Visible Change On Out Side
Stain Resistance	ISO 10545 - 14	Visual Check	Class 3 Min	Class 3 Min
Coefficient of Friction	ISO 10545 - 17	Manuf. to state	Manuf. to state	Manuf. to state

Each different tiles series is produced to meet different performance requirements. For specific product technical performance, please request from **WIFI** sales team or their agent or distributor.

Colour Variations: Since the colour reproduction in this printed piece will vary from the actual tile colours, final selection should be made from tile samples. Colour, shade and glaze variations may exist due to the inherent characteristics of porcelain tile.

WIFI CERAMICS

No. 13-17, Building A16,
International Ceramics and Sanitary Ware City,
Jihua West Road, Nanzhuang Town,
Chancheng District, Foshan City
Guangdong Province, China.

+86-757-8252 5001

info@wificeramics.com

www.wificeramics.com