



DOLO

**NATURALIS**  
COLLECTIONS





## **NATURALIS** COLLECTIONS

WHETHER YOU ARE A TRUE BELIEVER IN THE GREEN MOVEMENT OR YOU'RE JUST PASSIONATE IN BRINGING THE BEAUTY OF NATURE INTO YOUR HOME, THERE'S NO DENYING THE APPEAL OF NATURAL MATERIALS IN INTERIOR DESIGN.

NATURALIS, A BEAUTIFUL COLLECTION OF PORCELAIN TILE DESIGNS INSPIRED BY NATURAL STONE. GORGEOUS AND EXTREMELY DURABLE, STONE-LOOK TILE IS DEFINITELY A SMART CHOICE FOR FLOORS AND WALLS, AND VERY EASY TO TAKE CARE OF AS WELL. WITH ITS FINE VARIETY OF MODERN DESIGNS AND SIZES, NATURALIS IS SURE TO ADD AN ELEGANT TOUCH TO ANY DÉCOR SCHEME.

BY WIFI CERAMICS



DOLO IS AN ELEGANT REPRODUCTION OF DOLOSTONE, A SEDIMENTARY ROCK COMMONLY FOUND IN EUROPE, CANADA AND AFRICA. GRACED BY DELICATE TONE-ON-TONE SHADES AND SUBTLE VEINS, DOLO CAPTURES THE REALISTIC LOOK OF NATURAL STONE WITH ITS REFINED MINIMALIST LOOK.

AVAILABLE IN THREE SOOTHING COLOURS, DOLO REPRESENTS THE CORE FOR DISTINGUISHED AESTHETICS WHILE REFLECTING PROGRESSIVE TRENDS IN INTERIOR DESIGN. FROM STYLISH STUDIOS TO BEAUTIFUL RESORTS, DOLO IS TEXTBOOK PERFECT IN ATTAINING THAT SENSE OF QUIET LUXURY.

BY WIFI CERAMICS



■ 60x60  
■ 6 RANDOMNESS



■ 30x60  
■ 12 RANDOMNESS



■ 30x30  
■ 24 RANDOMNESS

### OCHRE

■ DOL602G-GRIP  
■ DOL602GB-LAPPATO



■ 60x60  
■ 6 RANDOMNESS



■ 30x60  
■ 12 RANDOMNESS



■ 30x30  
■ 24 RANDOMNESS

### ASH

■ DOL603G-GRIP  
■ DOL603GB-LAPPATO



■ 60x60  
■ 6 RANDOMNESS



■ 30x60  
■ 12 RANDOMNESS



■ 30x30  
■ 24 RANDOMNESS

### CINDER

■ DOL604G-GRIP  
■ DOL604GB-LAPPATO





## OCHRE

Warm yet quite contemporary – Ochre creates a soft, calming look and makes you feel like you're walking into a room made of cashmere. Pair it with layers of cream and misty grey to generate a restful oasis.

- DOL602G GRIP
- DOL602GB LAPPATO
- 60x60 | 6 RANDOMNESS
- 60x30 | 12 RANDOMNESS
- 30x30 | 24 RANDOMNESS





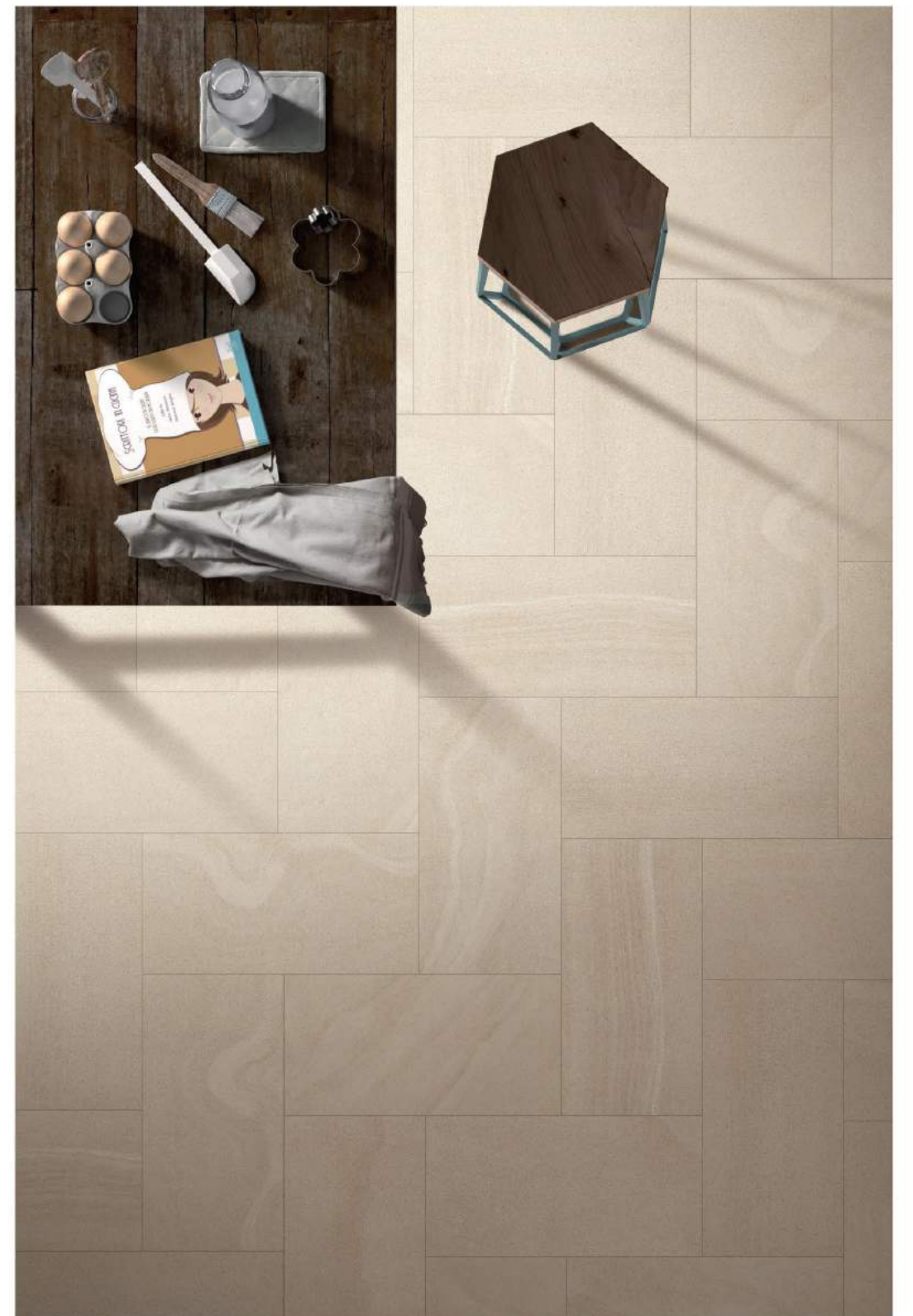


**NATURALIS**  
COLLECTIONS

## OCHRE

Sleek, contemporary furniture pieces anchored by Ochre is a match made in heaven. So chic, so restful - perfect to revive tired souls.

- DOL602G GRIP
- DOL602GB LAPPATO
- 60x60 | 6 RANDOMNESS
- 60x30 | 12 RANDOMNESS
- 30x30 | 24 RANDOMNESS







## ASH

With a colour that seems to be this decade's trendiest neutral, Ash has a very fresh and almost icy look that can be the perfect way to offset warm timber tones as well as cool, nautical blues.

- DOL603G GRIP
- DOL603GB LAPPATO
- 60x60 | 6 RANDOMNESS
- 60x30 | 12 RANDOMNESS
- 30x30 | 24 RANDOMNESS








**NATURALIS**  
COLLECTIONS

## ASH

Whether it is your living room or library, Ash's luxurious design and modern colour will add just the right amount of flair.

- DOL603G GRIP
- DOL603GB LAPPATO
- 60x60 | 6 RANDOMNESS
- 60x30 | 12 RANDOMNESS
- 30x30 | 24 RANDOMNESS








## CINDER

Natural looking and oh-so posh,  
let Cinder revive your spaces with  
its cool, contemporary hue.  
Between its luxurious stone-like  
design and gorgeous colour,  
you'll want to stay home all the time.

- DOL604G GRIP
- DOL604GB LAPPATO
- 60x60 | 6 RANDOMNESS
- 60x30 | 12 RANDOMNESS
- 30x30 | 24 RANDOMNESS








## CINDER

Amp up your dining experience! These eclectic furniture pieces and white-washed walls are beautifully balanced by cinder – the perfect neutral to unify stylish decors.

- DOL604G GRIP
- DOL604GB LAPPATO
- 60x60 | 6 RANDOMNESS
- 60x30 | 12 RANDOMNESS
- 30x30 | 24 RANDOMNESS





## INSTALLATION TIPS

- 01
- Inspect all product prior to installation for any visible defects or unacceptable colour/shade variation. Claims are not accepted after installation.
- 02
- A 1/4” square-notched trowel is suggested for applying the thin-set.
- 03
- Before grouting, allow the mortar base to dry for 24 to 48 hours.
- 04
- The tiles can be cleaned with clear water and/or a neutral liquid cleaner. Apply the cleaning solution to the properly installed tile using a cloth mop or non-abrasive towel. Follow the application with a clear water rinse and wipe dry to prevent film formation.
- 05
- Sealing the tile is not recommended, and acid cleaning the tile may result in substantial harm to the product; therefore if either of these applications are performed it will specifically void the warranty.
- 06
- INSTALLATION OF RECTANGULAR TILES:  
Staggered space should be kept within 10cm to 15cm  
(For 10cm X 60cm, 15cm X 60cm, 20cm X60cm, 30cm X 60cm, and 47cm X120cm rectangular tiles)  
to compensate for the warpage of rectangular tiles.



## TECHINICAL SPECIFICATIONS

DESCRIPTION	STANDARD TEST	MEASUREMENT UNIT	ISO STANDARD REQUIREMENT	WIFI
Length & Width	ISO 10545 - 2	mm	± 0.5% Max	± 0.5% Max
Thickness	ISO 10545 - 2	mm	± 5.0% Max	± 5.0% Max
Sides Straightness	ISO 10545 - 2	mm	± 0.5% Max	± 0.5% Max
Rectangularity	ISO 10545 - 2	mm	± 0.6% Max	± 0.6% Max
Flatness: a) Centre Curvature b) Edge Curvature c) Warpage	ISO 10545 - 2 ISO 10545 - 2 ISO 10545 - 2	mm mm mm	± 0.5% Max ± 0.5% Max ± 0.5% Max	± 0.5% Max ± 0.5% Max ± 0.5% Max
Surface Quality	ISO 10545 - 2	One major area of tiles	≥ 95% free from visible defect	≥ 95% free from visible defect
Water Absorption	ISO 10545 - 3	Mass	≤ 0.5%	≤ 0.5%
Modulus of Rupture	ISO 10545 - 4	N/mm2	≥ 35N/mm2	≥ 35N/mm2
Deep Abrasion	ISO 10545 - 6	mm3	≤ 175 mm3	≤ 175 mm3
Surface Abrasion PEI ASTM C1027	ISO 10545 - 7	Visual Check	Manuf. to state Abrasion Class, Cycle Passed	Manuf. to state Abrasion Class, Cycle Passed
Crazing Test	ISO 10545 - 11	Visual Check	Not Applicable for porcelain tiles	Not Applicable for porcelain tiles
Frost Resistance	ISO 10545 - 12	Visual Check	Required	Required
Chemical Resistance (Low Cons.)	ISO 10545 - 13	Visual Check	Manuf. to state	Manuf. to state
Chemical Resistance (Household/Swimming Pool)	ISO 10545 - 13	Visual Check	Max Visible Change On Out Side	Max Visible Change On Out Side
Stain Resistance	ISO 10545 - 14	Visual Check	Class 3 Min	Class 3 Min
Coefficient of Friction	ISO 10545 - 17	Manuf. to state	Manuf. to state	Manuf. to state

Each different tiles series is produced to meet different performance requirements. For specific product technical performance, please request from **WIFI** sales team or their agent or distributor.

Colour Variations: Since the colour reproduction in this printed piece will vary from the actual tile colours, final selection should be made from tile samples. Colour, shade and glaze variations may exist due to the inherent characteristics of porcelain tile.



## **WIFI** CERAMICS

No. 13-17, Building A16,  
International Ceramics and Sanitary Ware City,  
Jinhua West Road, Nanzhuang Town,  
Chancheng District, Foshan City  
Guangdong Province, China.

+86-757-8252 5001

[info@wificeramics.com](mailto:info@wificeramics.com)

[www.wificeramics.com](http://www.wificeramics.com)