

URBAN



OPUS
OPUS
OPUS
OPUS

OPUS SERIES

BY DEFINITION, AN OPUS IS A CREATED WORK BY MAN, USUALLY OF AN ARTISTIC KIND. IT IS CREATIVE AND BEAUTIFUL – A DEFINITE WORK OF ART TO THE EYE OF THE BEHOLDER.

WIFI INTRODUCES OPUS, A UNIQUE GLAZED PORCELAIN TILE SERIES THAT OFFERS DESIGNS INSPIRED BY MAN-MADE MATERIALS IN THE ARCHITECTURE WORLD. OPUS TILES PROVIDES INFINITE POSSIBILITIES TO THE DISERNING WHEN IT COMES TO BEAUTIFUL, MODERN SPACES. ITS RANGE OF VERSATILE, NEUTRAL HUES ALSO AIMS TO DELIGHT THE SENSES.

AS THE TIMELESS APPEAL OF OPUS PORCELAIN TILES SPREADS FROM FLOORS TO WALLS, WIFI IS THE NUMBER ONE CHOICE FOR QUALITY, DURABILITY AND VARIETY.

BY WIFI CERAMICS



OPUS URBAN

HUMBLE YET BEAUTIFUL, CONCRETE IS A HARDWEARING BLEND OF GRAVEL, SAND, CEMENT AND WATER THAT REMAINS ASSOCIATED WITH DRIVEWAYS AND BASEMENTS. BUT IN THE RIGHT HANDS, THIS UTILITARIAN MIXTURE CAN BE ELEVATED TO HIGH DESIGN.

OPUS INTRODUCES URBAN, A PORCELAIN TILE FEATURING A DESIGN THAT CAPTURES THE DETAIL, VISUAL PATTERNS AND TONAL ESSENCE OF AUTHENTIC CONCRETE. ECHOING THE FLECKS AND IMPURITIES OF AGGREGATE, URBAN PROVIDES A HUGE AMOUNT OF CHARACTER THAT WILL SHINE THROUGH IN ANY SETTING.

AVAILABLE IN A SPECTRUM OF NEUTRAL SHADES, FROM BEIGE TO COAL, THE TILES ARE EXTREMELY VERSATILE AND STYLISH AND COME IN THREE PRACTICAL SIZES TO GIVE FLEXIBILITY FOR USE IN BOTH SMALL AND LARGE-SCALE APPLICATIONS. ITS DÉCOR TILE OPTION IS ALSO GREAT IN CREATING VISUALLY STIMULATING FLOORS.

BY WIFI CERAMICS



OPUS URBAN

DECO H605P
■ NATURAL



■ 60x60

BEIGE OTA601
■ NATURAL



■ 60x60 ■ 4 RANDOM FACES



■ 60x30 ■ 8 RANDOM FACES



■ 30x30 ■ 16 RANDOM FACES

ASH OTA602
■ NATURAL



■ 60x60 ■ 4 RANDOM FACES



■ 60x30 ■ 8 RANDOM FACES



■ 30x30 ■ 16 RANDOM FACES

CINDER OTA603
■ NATURAL



■ 60x60 ■ 4 RANDOM FACES



■ 60x30 ■ 8 RANDOM FACES



■ 30x30 ■ 16 RANDOM FACES

COAL OTA604
■ NATURAL



■ 60x60 ■ 4 RANDOM FACES



■ 60x30 ■ 8 RANDOM FACES



■ 30x30 ■ 16 RANDOM FACES

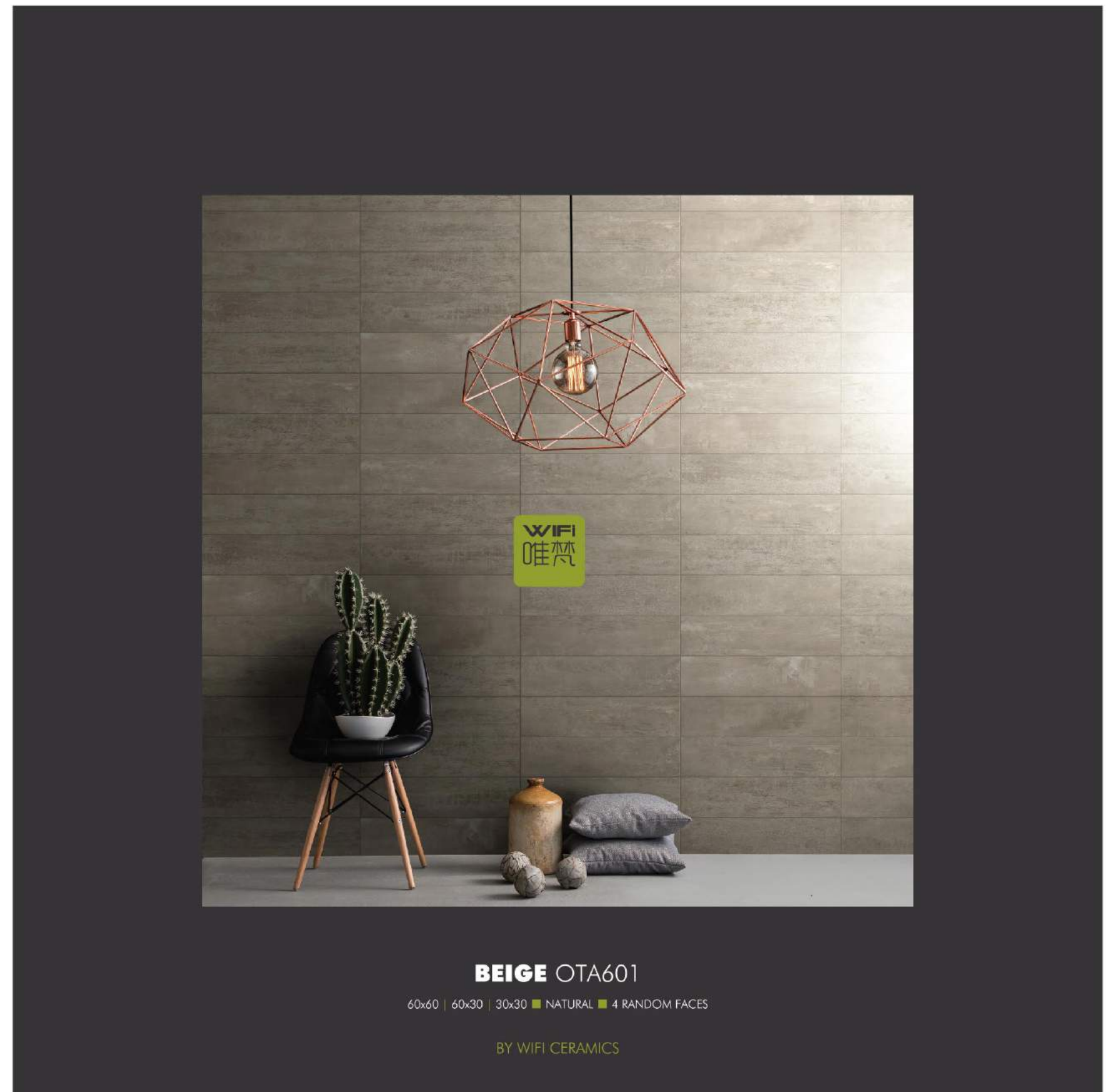


BEIGE OTA601

WARM AND COMFORTING, BEIGE IS AS TIMELESS AS IT IS POPULAR,
AND WILL PROVIDE A VERSATILE BACKDROP TO YOUR FURNISHINGS
AND ACCESSORIES.

60x60 | 60x30 | 30x30 ■ NATURAL ■ 4 RANDOM FACES

BY WIFI CERAMICS





ASH OTA602

A CLASSIC, TIMELESS YET EXTREMELY STYLISH SHADE, ASH IS EQUALLY VALUABLE IN A TRADITIONAL SETTING AND THE MODERN INTERIOR – A GREAT NEUTRAL TO HIGHLIGHT BRIGHTER COLOURS.

60x60 | 60x30 | 30x30 ■ NATURAL ■ 4 RANDOM FACES

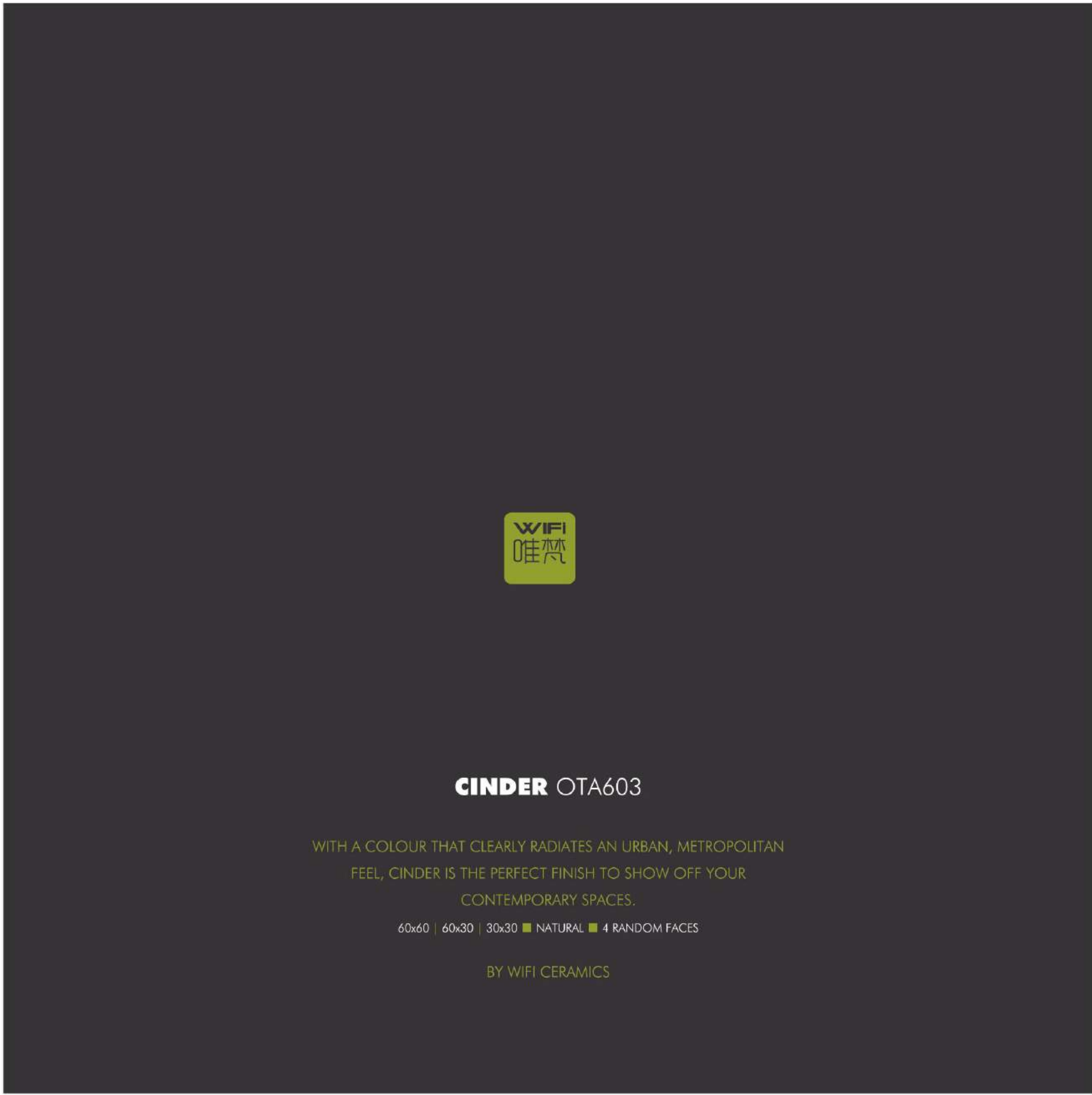

BY WIFI CERAMICS



ASH OTA602

60x60 | 60x30 | 30x30 ■ NATURAL ■ 4 RANDOM FACES

BY WIFI CERAMICS



CINDER OTA603

WITH A COLOUR THAT CLEARLY RADIATES AN URBAN, METROPOLITAN
FEEL, CINDER IS THE PERFECT FINISH TO SHOW OFF YOUR
CONTEMPORARY SPACES.

60x60 | 60x30 | 30x30 ■ NATURAL ■ 4 RANDOM FACES

BY WIFI CERAMICS



CINDER OTA603

60x60 | 60x30 | 30x30 ■ NATURAL ■ 4 RANDOM FACES

BY WIFI CERAMICS



COAL OTA604

FEROCIOUSLY DARK AS A STORMY NIGHT, COAL WILL REWARD THOSE
SEEKING FOR AN INTENSE COLOUR TO REFLECT THE LUXURY OF
CONTEMPORARY, MASCULINE SPACES.

60x60 | 60x30 | 30x30 ■ NATURAL ■ 4 RANDOM FACES

BY WIFI CERAMICS



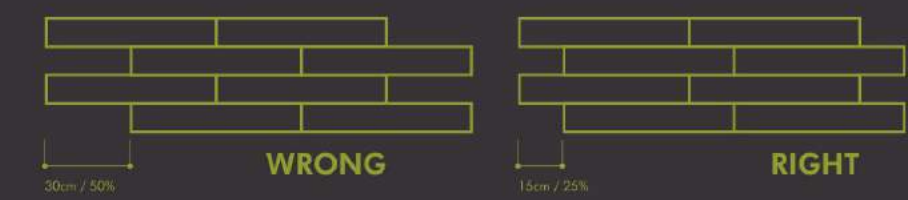
COAL OTA604

60x60 | 60x30 | 30x30 ■ NATURAL ■ 4 RANDOM FACES

BY WIFI CERAMICS

INSTALLATION TIPS

- 01 Inspect all product prior to installation for any visible defects or unacceptable colour/shade variation. Claims are not accepted after installation.
- 02 A 1/4" square-notched trowel is suggested for applying the thin-set.
- 03 Before grouting, allow the mortar base to dry for 24 to 48 hours.
- 04 The tiles can be cleaned with clear water and/or a neutral liquid cleaner. Apply the cleaning solution to the properly installed tile using a cloth mop or non-abrasive towel. Follow the application with a clear water rinse and wipe dry to prevent film formation.
- 05 Sealing the tile is not recommended, and acid cleaning the tile may result in substantial harm to the product; therefore if either of these applications are performed it will specifically void the warranty.
- 06 INSTALLATION OF RECTANGULAR TILES:
Staggered space should be kept within 10cm to 15cm
(For 10cm X 60cm, 15cm X 60cm, 20cm X60cm, 30cm X 60cm, and 47cm X120cm rectangular tiles)
to compensate for the warpage of rectangular tiles.



TECHINICAL SPECIFICATIONS

DESCRIPTION	STANDARD TEST	MEASUREMENT UNIT	ISO STANDARD REQUIREMENT	WIFI
Length & Width	ISO 10545 - 2	mm	± 0.5% Max	± 0.5% Max
Thickness	ISO 10545 - 2	mm	± 5.0% Max	± 5.0% Max
Sides Straightness	ISO 10545 - 2	mm	± 0.5% Max	± 0.5% Max
Rectangularity	ISO 10545 - 2	mm	± 0.6% Max	± 0.6% Max
Flatness: a) Centre Curvature b) Edge Curvature c) Warpage	ISO 10545 - 2 ISO 10545 - 2 ISO 10545 - 2	mm mm mm	± 0.5% Max ± 0.5% Max ± 0.5% Max	± 0.5% Max ± 0.5% Max ± 0.5% Max
Surface Quality	ISO 10545 - 2	One major area of tiles	≥ 95% free from visible defect	≥ 95% free from visible defect
Water Absorption	ISO 10545 - 3	Mass	≤ 0.5%	≤ 0.5%
Modulus of Rupture	ISO 10545 - 4	N/mm2	≥ 35N/mm2	≥ 35N/mm2
Deep Abrasion	ISO 10545 - 6	mm3	≤ 175 mm3	≤ 175 mm3
Surface Abrasion PEI ASTM C1027	ISO 10545 - 7	Visual Check	Manuf. to state Abrasion Class, Cycle Passed	Manuf. to state Abrasion Class, Cycle Passed
Crazing Test	ISO 10545 - 11	Visual Check	Not Applicable for porcelain tiles	Not Applicable for porcelain tiles
Frost Resistance	ISO 10545 - 12	Visual Check	Required	Required
Chemical Resistance (Low Cons.)	ISO 10545 - 13	Visual Check	Manuf. to state	Manuf. to state
Chemical Resistance (Household/Swimming Pool)	ISO 10545 - 13	Visual Check	Max Visible Change On Out Side	Max Visible Change On Out Side
Stain Resistance	ISO 10545 - 14	Visual Check	Class 3 Min	Class 3 Min
Coefficient of Friction	ISO 10545 - 17	Manuf. to state	Manuf. to state	Manuf. to state

Each different tiles series is produced to meet different performance requirements. For specific product technical performance, please request from **WIFI** sales team or their agent or distributor.

Colour Variations: Since the colour reproduction in this printed piece will vary from the actual tile colours, final selection should be made from tile samples. Colour, shade and glaze variations may exist due to the inherent characteristics of porcelain tile.

